

# BUYERS GUIDE & Tech Information

## HOW TO SPECIFY YOUR STAIRCASE - UNIVERSAL MINI-PLUS SPACESAVER STAIR



### Universal MINI-PLUS Spacesaver Stair

with paddle type cutaway treads to reduce footprint size and includes a **full solid Beech handrail** on one side. Can be a straight flight or turned through 90 degrees by adding an optional Landing Platform. Lovely Beech treads & silver grey paintwork.



### UNIVERSAL MINI PLUS -

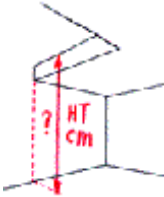
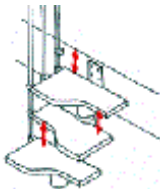


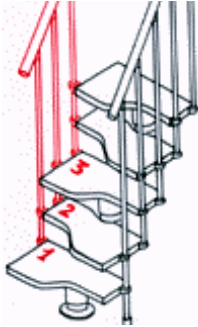
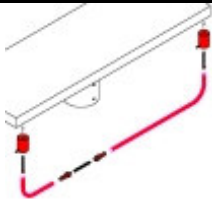
is the same basic staircase as Gamia Mini but Universal Mini Plus has a full, improved banister on one side topped with a beautiful solid Beech handrail

STEP 1 - Choose your stair Straight or L-Shaped? .		Code
	<b>Standard Basic Stair Kit ( 11 treads ) - straight</b> Complete 11 tread staircase with railing one side	MS410
	<b>Standard Basic Stair Kit ( 11 treads ) - straight</b> Complete 11 tread staircase with railing one side + <b>Landing Platform Kit</b> for L shape quarter turn	MS410 + MJ9/10040

**COMPLIANCE WITH UK BUILDING REGULATIONS** - Gamias and Universals are not acceptable as a single MAIN staircase but do comply with regulations provided they are used as a secondary staircase or for access to a mezzanine floor or single room + bathroom and/ or WC. It is important, before specifying or ordering a particular model, to check its suitability for your project with your local Building Control Department.

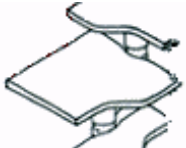
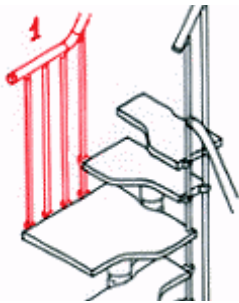
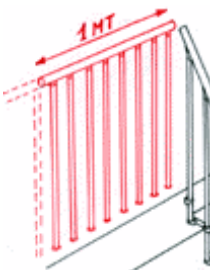




# BUYERS GUIDE & Tech Information

## HOW TO SPECIFY YOUR STAIRCASE - UNIVERSAL MINI-PLUS SPACESAVER STAIR

STEP 2 - Choose your stair HEIGHT					
Height Options & extra components required	Overall Height (floor-to-floor) cm	Height of Risers (tread-tread height) cm	No. Risers	Qty Treads (+1 top Landing Platform)	Qty Extra Tread Kits required
<p>Measure your exact floor-to-floor height (from upper floor level vertically down to lower floor) &amp; record this height in cm.</p> <p>See chart opposite to see if any <b>Extra Tread Kits</b> are required for your height.</p> 	240 - 288	20 - 24	12	11 standard	nil
	260 - 312	20 - 24	13	12	1
	280 - 336	20 - 24	14	13	2
	300 - 360	20 - 24	15	14	3
	Maximum height for Gamia Mini is 13 treads (14 risers)				
	<p><b>IMPORTANT NOTE -</b> if compliance with UK Building Regulations is required, the maximum height allowed for each riser is 22cm.</p> <p>Revised overall heights for each stair size are below -</p>				
	240 - 264	20 - 22	12	11 (std)	nil
	260 - 286	20 - 22	13	12	1
	280 - 308	20 - 22	14	13	2
	300 - 330	20 - 22	15	14	3
STEP 3 - Choose your main ACCESSORIES — add if required					Code
<p><b>Extra Tread Kit</b> complete with railing</p> 	<p><b>Extra Tread Kits</b> - only needed if so indicated by chart in Step 2. based on your overall height.</p> 			MJ9/1410	
<p><b>External Railing Kit</b> for 3 treads</p> 	<p><b>External Railing Kit</b> for 3 treads. - only required if banister is needed on BOTH sides of stair (then order multiple kits as required) or on just the lower treads below a Landing Platform.</p>			MJ9/10030	
<p><b>Mini-Plus Safety Riser Kit</b> for up to 13 treads</p> 	<p><b>Mini-Plus Safety Riser Kit</b> - 13 pieces - used to reduce the vertical gap between treads to less than 10cm. (Required by Building Regulations if stairs could be accessed by young children).</p>			MJ9/MSRK	

# BUYERS GUIDE & Tech Information

## HOW TO SPECIFY YOUR STAIRCASE - UNIVERSAL MINI-PLUS SPACESAVER STAIR

STEP 4 - Choose your optional Landing Platform for L shape (1/4 turn)			Code
<b>Landing Platform Kits - add if required</b>		<b>Landing Platform Kit</b> for L shape quarter turn (normally fitted as tread No. 2 or 3 as in top colour photograph)	MJ9/10040
		<b>External Winder Railing Kit</b> for Landing Platform - normally fitted to close the open side of the platform which is not against a wall.	MJ9/10050
STEP 5 - Choose your optional Top Balustrade components			Code
<b>Top Balustrade Kits and components are optional - add if required -</b>  Steps 1 - 4 above complete the specification of the staircase itself.  The optional Top Balustrade Kits and components can be added to improve the safety and appearance of your staircase.  They are designed to surround and guard your upper opening if this is wider than the ceiling hole.		<b>Balustrade Kit - for 100cm (1.0m) length</b> - includes 8 balusters & fixings, plus 1 solid Beech handrail  Can be used for straight edge balustrade. Order multiple kits for long runs.	MJ9/MNBK
		<b>Handrail Steel Connector Kit</b> Used with handrails to form angled joints. Includes 3 angles + end cap.	MJ9/19999
		<b>Baluster-to-Wall Rigidity Connector</b> - Used for extra strength and rigidity at end of Balustrade. Sleeves around the baluster and screws into wall. Typically used at outer end of each balustrade. Recommended.	MJ9/MBWC
		<b>Baluster-to-Baluster Rigidity Connector</b> - Used for extra strength and rigidity at end of Balustrade. Sleeves around two balusters. Typically used to join upper landing balustrade to winding railing on stairs. Recommended.	MJ9/MBBC
		<b>Baluster-to-Floor Rigidity Connector</b> - Used for extra strength and rigidity on Balustrade runs over 1.0m length. Recommended to be fitted every 1.0m max. Can be fitted to upper floor or to vertical face of mezzanine floor level.	MJ9/MBFC

# BUYERS GUIDE & Tech Information

## HOW TO SPECIFY YOUR STAIRCASE - UNIVERSAL MINI-PLUS SPACESAVER STAIR

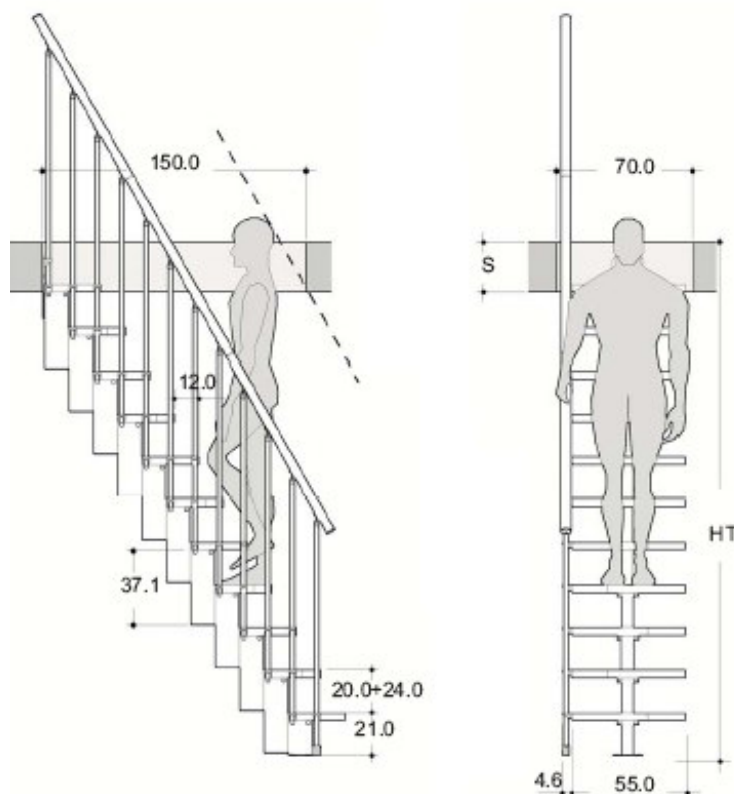
### STEP 5 - Print this & place your order

1/ **Print this page** - we suggest you print these pages and note the quantity required for each item.

2/ **Return to the Price List** web page and place your order.

**COMPLIANCE WITH UK BUILDING REGULATIONS** - Gaminas are not acceptable as a single MAIN staircase but do comply with regulations provided they are used as a secondary staircase or for access to a mezzanine floor or single room + bathroom and/or WC. It is important, before specifying or ordering a particular model, to check its suitability for your project with your local Building Control Department.

### UNIVERSAL MINI PLUS - Vertical Dimensions



Riser height (tread-to-tread height) variable according to your Floor-to-Floor height. Minimum 20cm - maximum 24cm (maximum 22cm if complying with UK Building Regulations)

Overall Floor-to-Floor height variable to suit your dimensions. Minimum with all 11 treads 240cm - maximum 288cm ( or maximum 264cm if complying with UK Building Regulations ).

Up to three Extra Treads can be added for additional height as shown in Step 2 chart above.



# BUYERS GUIDE & Tech Information

## HOW TO SPECIFY YOUR STAIRCASE - UNIVERSAL MINI-PLUS SPACESAVER STAIR

UNIVERSAL MINI PLUS - Plan Dimensions	
STRAIGHT STAIR	
Stair Tread Width	55cm
Overall Clear Width including railing	61cm
Overall Length to tread 1 (11 tread stair)	156cm
Overall Length to tread 2 (11 tread stair)	143.5cm
Additional length for each extra tread fitted	+12.5cm
Minimum Length of Overhead Opening (11 tread stair)	150cm
Minimum Width of Overhead Opening	65cm
Going of each tread	25cm
L SHAPE STAIR including Landing Platform Kit	
<p>Landing Platform can be positioned at any height to suit (normally fitted as tread 2 or 3 or 4). Landing Platform can be fitted to turn to Left or Right to suit your location</p>	
Overall Width at bottom with Landing Platform as Tread 2	73.5cm
Overall Length with Landing as Tread 2 (12 tread stair)	186cm
Additional length for each extra tread fitted	+12.5cm

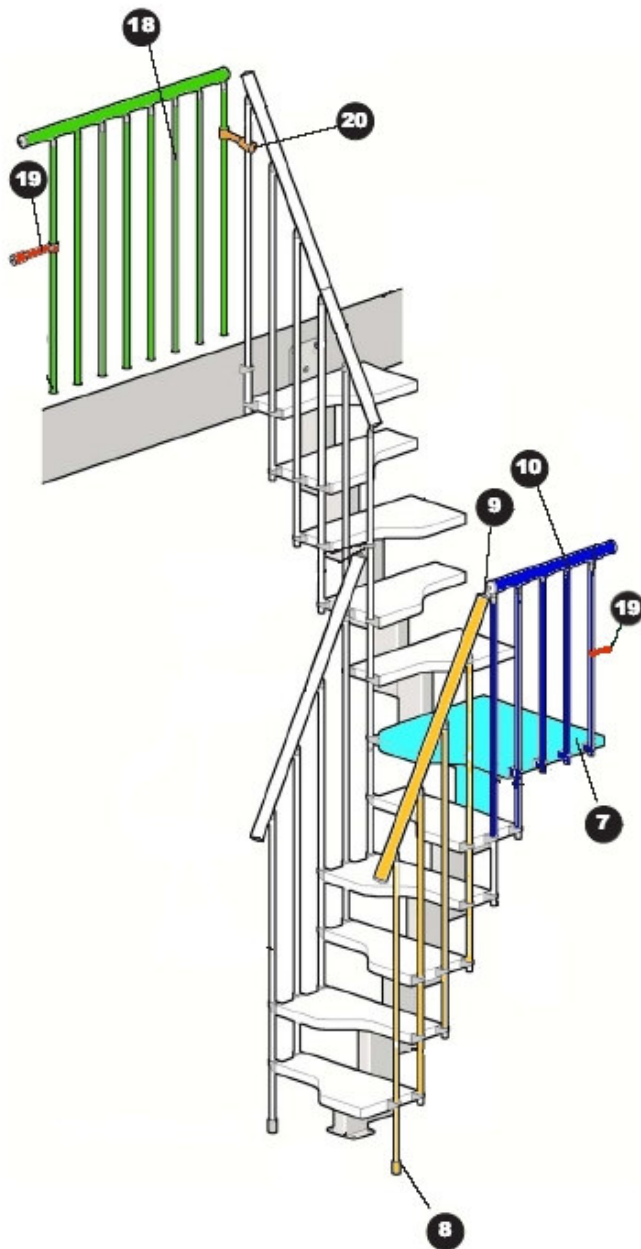
# BUYERS GUIDE & Tech Information

## HOW TO SPECIFY YOUR STAIRCASE - UNIVERSAL MINI-PLUS SPACESAVER STAIR

GAMIA MINI-PLUS "SPACESAVER" MODULAR STAIRS - technical details	
<b>Description</b>	Modular open staircase with structure and adjustable spacers in metal. Special "space saver" paddle-type steps - start with either left foot or right foot as preferred.
<b>Overall footprint size</b>	Length 1560mm x Width 610mm
<b>Minimum opening (overhead aperture)</b>	1500mm x 650mm for stairs with 11 steps ( slab thickness < 300mm )
<b>Number of steps and heights for stairs with landing "below-floor"</b>	11steps / 12 risers: min 2400mm - max 2880mm (or max 2640mm to UK regulations). 12steps / 13 risers: min 2600mm - max 3120mm (or max 2860mm to UK regulations). 13steps / 14 risers: min 2800mm - max 3360mm (or max 3080mm to UK regulations). 14steps / 15 risers: min 3000mm - max 3600mm (or max 3300mm to UK regulations).
<b>Steps</b>	Of 40mm thick Beech plywood ( reversible ) Option—now available with Landing Platform to give 90 degree quarter turn.
<b>Risers</b>	Standard Min 200mm - Max 240mm (Max 220mm if complying with UK Building Regulations)
<b>Railings</b>	With steel tubing balusters 25mm diameter and beautiful solid Beech timber handrail 50mm diameter.
<b>Finishes and colours</b>	Wood - polished with water based varnish. Metal - Durable epoxy powder coat ( Light Grey RAL7035 ). Plastic components & screws - Black.
Optional Landing Platform Kit for a quarter turn	Optional Mini balustrade kit supplied in 1.0m lengths
	

# BUYERS GUIDE & Tech Information

## HOW TO SPECIFY YOUR STAIRCASE - UNIVERSAL MINI-PLUS SPACESAVER STAIR



### Universal MINI PLUS

#### Spacesaver Stair

with paddle type cutaway treads to reduce footprint size.

Lovely Beech treads & silver grey paintwork.

Here shown fitted with many optional extras...

7 - Landing Platform Kit to give 90 degree quarter turn.

8 - External Railing Kit

9 - Handrail Steel Connectors Kit

10 - External Winder Railing Kit

18 - Balustrade Kit 1.0m

19 - Baluster to Wall Rigidity Connector

20 - Baluster to Baluster Rigidity Connector

# BUYERS GUIDE & Tech Information

## HOW TO SPECIFY YOUR STAIRCASE - UNIVERSAL MINI-PLUS SPACESAVER STAIR



A straight flight



or optional  
Landing Platform Kit  
for one 90 degree  
quarter turn

A current, detailed

**price list**

can be printed from our web site

[www.ladders999.co.uk](http://www.ladders999.co.uk)

All prices, details and specifications are subject to change without notice and are those ruling at date of order. E&OE.



HEAD OFFICE (HIRE & SALE)  
UNIT 10 CHANCEL CLOSE  
EASTERN AVENUE

**GLOUCESTER** GL4 3SN  
FAX : 01452 308369

**TEL: 01452 520144**

NATIONAL SALES OFFICE -  
8A EAST PARK TRAD ESTATE  
GORDON ROAD FISHPONDS

**BRISTOL** BS5 7DR  
FAX : 0117 951 5682

**TEL: 0117 935 4664**

[www.ladders999.co.uk](http://www.ladders999.co.uk) [sales@lansfordaccess.co.uk](mailto:sales@lansfordaccess.co.uk)