

BUYERS GUIDE & Tech Information

HOW TO SPECIFY YOUR STAIRCASE - **GAMIA TIMBER SPIRALS**



Gamia Timber
tread spiral stair in
Black
with black balusters
and black handrail



Gamia Timber
tread spiral stair in
Silver Grey
with silver grey balusters
and black handrail



Gamia Timber PLUS
tread spiral stair in
Silver Grey
with silver grey balusters
and **Beech** handrail

3 beautiful spiral stairs to choose from - all with BEECH timber treads

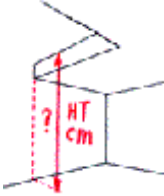
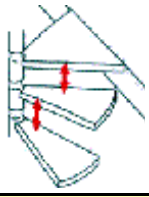
- **BLACK** model
- **SILVER GREY** model
- **PLUS** model (silver grey only)



STEP 1 - Choose your stair diameter & colour .		
	Standard Basic Stair Kit (11 or 12 treads)	Colour
	Diam 120cm - Complete 11 / 12 tread staircase with railings	Black or Silver Grey
	Diam 140cm - Complete 11 / 12 tread staircase with railing	
	Diam 160cm - Complete 11 / 12 tread staircase with railing	
	These spiral stairs can be assembled to turn to left or right (clockwise or anticlockwise), whichever best suits your location.	
	UNIVERSAL TOP LANDING PLATFORM fits all shapes of opening and is supplied with every stair	

COMPLIANCE WITH UK BUILDING REGULATIONS - Gamias and Universals are not acceptable as a single MAIN staircase but do comply with regulations provided they are used as a secondary staircase or for access to a mezzanine floor or single room + bathroom and/ or WC. It is important, before specifying or ordering a particular model, to check its suitability for your project with your local Building Control Department.

BUYERS GUIDE & Tech Information

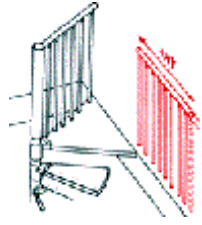






HOW TO SPECIFY YOUR STAIRCASE - GAMIA TIMBER SPIRALS

STEP 2 - Choose your stair HEIGHT					
Height Options & extra components required Measure your exact floor-to-floor height (from upper floor level vertically down to lower floor) & record this height in cm. See chart opposite to see if any Extra Tread Kits are required for your height.	Overall Height (floor-to-floor) cm	Height of Risers (tread-tread height) cm	No. Risers	Qty Treads (+1 top Landing Platform)	Qty Extra Tread Kits required
	252 - 276	21 - 23	12	11+1	nil (11tr kit only)
	273 - 299	21 - 23	13	12+1	nil (12tr kit only)
	294 - 322	21 - 23	14	13+1	1 (+12tr kit)
Maximum height for Gamia spirals is 13+1 treads (14 risers)					
		IMPORTANT NOTE - if compliance with UK Building Regulations is required, the maximum height allowed for each riser is 22cm. Revised overall heights for each stair size are below -			
	252 - 264	21 - 22	12	11+1 (std)	nil (11tr only)
	273 - 286	21 - 22	13	12+1	nil (12tr only)
	294 - 308	21 - 22	14	13+1	1 (+12tr kit)

STEP 3 - Choose your main ACCESSORIES			Code
Main Accessories - add if required - Extra Tread Kits - only needed if so indicated by chart in Step 3, based on your overall height.		Diam 120cm - Extra Tread Kit complete with railings	MK9/192 or MK9/D192
		Diam 140cm - Extra Tread Kit complete with railings	MK9/194 or MK9/D194
		Diam 160cm - Extra Tread Kit complete with railings	MK9/196 or MK9/D196
Safety Risers pack - may be required in some circumstances		Safety Risers - pack of 11 - used to reduce the vertical gap between treads to less than 10cm. (Required by Building Regulations if stairs could be accessed by young children).	MK9/310

BUYERS GUIDE & Tech Information

HOW TO SPECIFY YOUR STAIRCASE - GAMIA TIMBER SPIRALS

STEP 4 - Choose your optional Top Balustrade components		Code	
<p>Top Balustrade Kits and components are optional - add if required -</p> <p>Steps 1 - 4 above complete the specification of the staircase itself.</p> <p>The optional Top Balustrade Kits and components can be added to improve the safety and appearance of your staircase.</p> <p>They are designed to surround and guard your upper opening if this is larger than the Top Landing Platform or if the upper opening is a circular hole.</p>		<p>Balustrade Kit - for 100cm (1.0m) length - includes 8 balusters & fixings, plus 1 handrail curve and 1 handrail end cap. Note: These do NOT include the top handrail tube - choose this from below. Can be used for straight edge balustrade or curved around a circular opening. Order multiple kits for long runs.</p>	<p>MK9/300 or MK9/D300</p>
		<p>Top Handrail - 300cm (3.0m) straight length - with 1 timber core joining piece. Used with one or more Balustrade Kits above to complete the straight balustrade length guarding your upper opening.</p>	<p>MK9/300B</p>
		<p>Top Handrail - 600cm (6.0m) coil - with 1 timber core joining piece. Used with one or more Balustrade Kits above to complete the curved balustrade guarding your upper circular opening (when spiral stair fits through round hole in ceiling).</p>	<p>MK9/300C</p>
		<p>Top Handrail Accessories - 2 curves + 5 end caps. Used with top handrails to form angled joints and tidy the ends with caps.</p>	<p>MK9/330</p>
		<p>Baluster-to-Wall Rigidity Connector - Used for extra strength and rigidity at end of Balustrade. Sleeves around the baluster and screws into wall. Typically used at outer end of each balustrade. Recommended.</p>	<p>MK9/BWC or MK9/DBWC</p>
		<p>Baluster-to-Baluster Rigidity Connector - Used for extra strength and rigidity at end of Balustrade. Sleeves around two balusters. Typically used to join upper landing balustrade to winding railing on stairs. Recommended.</p>	<p>MK9/BBC or MK9/DBBC</p>
		<p>Baluster-to-Floor Rigidity Connector - Used for extra strength and rigidity on Balustrade runs over 1.0m length. Recommended to be fitted every 1.0m max. Can be fitted to upper floor or to vertical face of mezzanine floor level.</p>	<p>MK9/BFC or MK9/DBFC</p>

BUYERS GUIDE & Tech Information

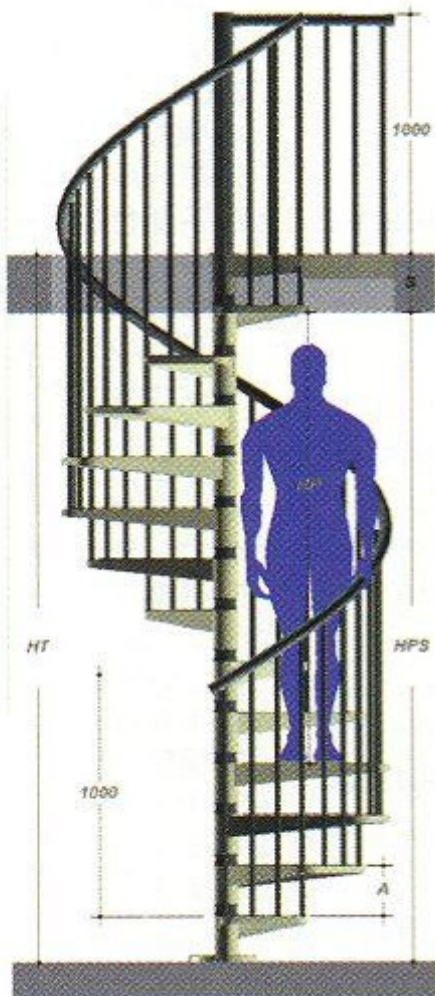
HOW TO SPECIFY YOUR STAIRCASE - GAMIA TIMBER SPIRALS

STEP 5 - Print this & place your order

- 1/ **Print this page** - we suggest you print these pages and note the quantity required for each item.
- 2/ **Return to the Price List** web page and place your order.

COMPLIANCE WITH UK BUILDING REGULATIONS - Gamias are not acceptable as a single MAIN staircase but do comply with regulations provided they are used as a secondary staircase or for access to a mezzanine floor or single room + bathroom and/or WC. It is important, before specifying or ordering a particular model, to check its suitability for your project with your local Building Control Department.

GAMIA TIMBER SPIRALS - Vertical Height



HT	Floor-to-Floor Height (HPS+S)
-----------	-------------------------------

HPS	Floor-to-Ceiling Height (HT-S)
------------	--------------------------------

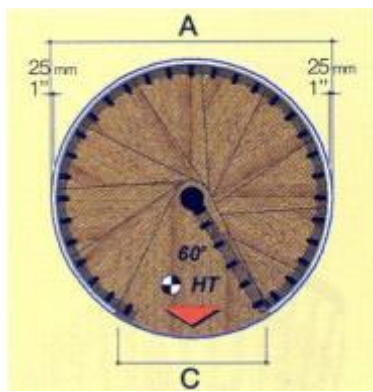
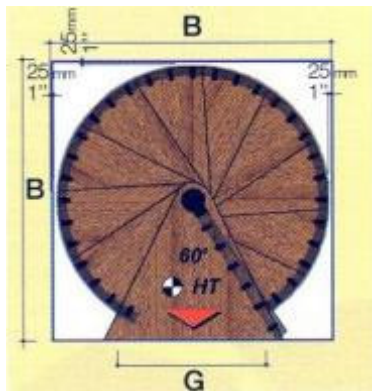
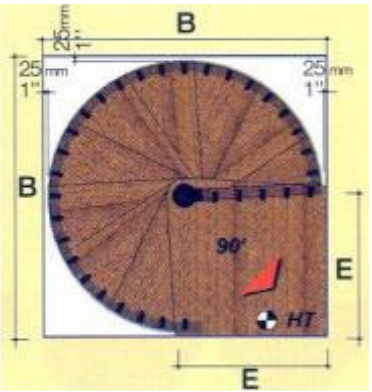
S	Floor Thickness (HT-HPS)
----------	--------------------------

A	Riser Height (HT/Riser No.)
----------	-----------------------------

Balustrade height 1.0m above upper floor level.
 Winding handrail height 1.0m above front edge of treads.
 Riser height (tread-to-tread height) variable according to your
 Floor-to-Floor height. Minimum 21cm - maximum 23cm
 (maximum 22cm if complying with UK Building Regulations)

BUYERS GUIDE & Tech Information

HOW TO SPECIFY YOUR STAIRCASE - GAMIA TIMBER SPIRALS

GAMIA TIMBER SPIRALS - Vertical Height			
NOTE: new Universal Top Landing Platform fits all openings and changes some information here			
Stair fitted through a circular hole	Stair fitted to a straight edge		Stair fitted to a 90 degree corner
			
STAIR DIAMETER >>	120cm	140cm	160cm
A	1250mm	1450mm	1650mm
B	min 1250mm	min 1450mm	min 1650mm
C	551mm univ	638mm univ	726mm univ
E	551mm univ	638mm univ	726mm univ
G	551mm univ	638mm univ	726mm univ



BUYERS GUIDE & Tech Information

HOW TO SPECIFY YOUR STAIRCASE - GAMIA TIMBER SPIRALS

GAMIA TIMBER SPIRAL STAIRS - technical details

Description

Modular spiral staircase in steel with round section and adjustable spacers

Diameters

Stair diameter 1200mm = Well diameter 1250mm.
Stair diameter 1400mm = Well diameter 1450mm.
Stair diameter 1600mm = Well diameter 1650mm.

Number of steps and "Floor-to-Floor" height

11+1 steps: min 2520mm - max 2760mm (max 2640mm to UK regulations).
12+1 steps: min 2730mm - max 2990mm (max 2860mm to UK regulations).
13+1 steps: min 2940mm - max 3220mm (max 3080mm to UK regulations).

Steps

Of solid beech wood, thickness 38mm.
Steps - 30° angle fan-shaped ;
Landing Platforms - new Universal Landing Platform fits all openings - appx 60° angle

Risers

Standard Min 210 - Max 230mm (Max 220mm if complying with UK Building Regulations)

Railings

With steel metal tubing balusters 22mm diameter (clear space between the balusters < 100mm).
Flexible plastic handrail (handrail height 1000mm) - option for timber

Finishes and colours

Wood - polished with water based varnish.
Metal - Durable epoxy powder coated (embossed Black or Dupont Silver Grey).
Plastic components & screws - Black

NOTE: new Universal Top Landing Platform fits all openings and changes some information.
(e.g. items 2 3 & 4 are now replaced with the Universal Top Landing Platform)



BUYERS GUIDE & Tech Information

HOW TO SPECIFY YOUR STAIRCASE - **GAMIA TIMBER SPIRALS**



**3 beautiful spiral stairs to choose from
all with BEECH timber treads**

BLACK model with black balusters
and black handrail

SILVER GREY model with silver grey balusters
and black handrail

PLUS model (silver grey only) with silver grey
balusters
and **Beech** handrail

A current, detailed

price list

can be printed from our web site

www.ladders999.co.uk

All prices, details and specifications are subject to change without notice and
are those ruling at date of order. E&OE.



HEAD OFFICE (HIRE & SALE)
UNIT 10 CHANCEL CLOSE
EASTERN AVENUE

GLOUCESTER GL4 3SN
FAX : 01452 308369

TEL: 01452 520144

NATIONAL SALES OFFICE -
8A EAST PARK TRAD ESTATE
GORDON ROAD FISHPONDS

BRISTOL BS5 7DR
FAX : 0117 951 5682

TEL: 0117 935 4664

www.ladders999.co.uk sales@lansfordaccess.co.uk