

# **BOSS ZONE 1 GLASSFIBRE INDUSTRIAL SAFETY TOWERS**



**ZONE 1 AREAS** - these are defined as areas in which an explosive atmosphere is likely to occur in normal operation. In these areas only Zone 1 rated materials are acceptable. However, there are other areas within industrial and manufacturing processes that represent a greater than usual risk of fire or hazard from electrical or chemical contact or in 'clean' environments associated with food and hi-tec manufacture. When safe access is required in these areas in the course of production or maintenance tasks, the use of GRP products is highly recommended.

- ▶ Boss Zone 1 is manufactured from 50mm diameter Glass Reinforced Plastic (GRP). It is fully certified to BS1139 Part 3 1994 (HD1004) and fully complies with the latest Health & Safety regulations.
- ▶ Boss Zone 1 towers will not spark, will not oxidise, will not conduct electricity and will not corrode.
- ▶ Ladder-frame design has vertical ladders built-in to tower frames. This ensures access ladders cannot be lost or forgotten and also ensures that operatives use the safety of ladder access.
- ▶ Maximum safe working load per tower 750kg. Maximum safe working load per platform 225kg.
- ▶ Heights up to 12.2m / 40ft.
- ▶ Choice of two lengths - 1.8m ( 6ft ) and 2.5m ( 8ft )
- ▶ Choice of two widths -  
1.45m ( 5' 0" ) Double Width - standard size
- ▶ or 0.85m ( 3' 0" ) Single Width - for restricted access situations

Glassfibre Safety towers are commonly used in a wide variety of locations and industries -  
Oil refineries - Off-shore platforms -  
Aviation industry - Power stations -  
Electrical engineering - Paint shops -  
Chemical plants - Food manufacture -  
Pharmaceuticals - Rail industry - Dock yards and ports - 'Clean' environments - Military applications - Utilities - Gas industry



HEAD OFFICE (HIRE & SALE)  
UNIT 10 CHANCEL CLOSE  
EASTERN AVENUE  
**GLOUCESTER** GL4 3SN  
FAX : 01452 308369

NATIONAL SALES OFFICE -  
8A EAST PARK TRAD ESTATE  
GORDON ROAD FISHPONDS  
**BRISTOL** BS5 7DR  
FAX : 0117 951 5682

**TEL: 01452 520144**

**TEL: 0117 935 4664**

[www.ladders999.co.uk](http://www.ladders999.co.uk) [sales@lansfordaccess.co.uk](mailto:sales@lansfordaccess.co.uk)

## **BOSS ZONE 1 GRP SAFETY TOWERS**



### **NON-CONDUCTIVE**

Boss Zone 1 is non-conductive making it safe to use around electrical installation for repair, inspection and maintenance work. It is particularly appropriate for use in electrical engineering applications and in the rail industry.

### **NON-SPARKING**

Static electricity represents a real hazard in many industrial applications. Boss Zone 1 will not 'spark' and is therefore safe to use in areas where dust, vapour or other combustible material is present.

### **NON-CORROSIVE**

GRP is a tough, non-corrosive material which is resistant to electrolytic corrosion caused by salt water, deterioration caused by caustic chemicals and damage arising from contact with gasoline, oils, lacquers, and most solvents commonly found in industrial sites.

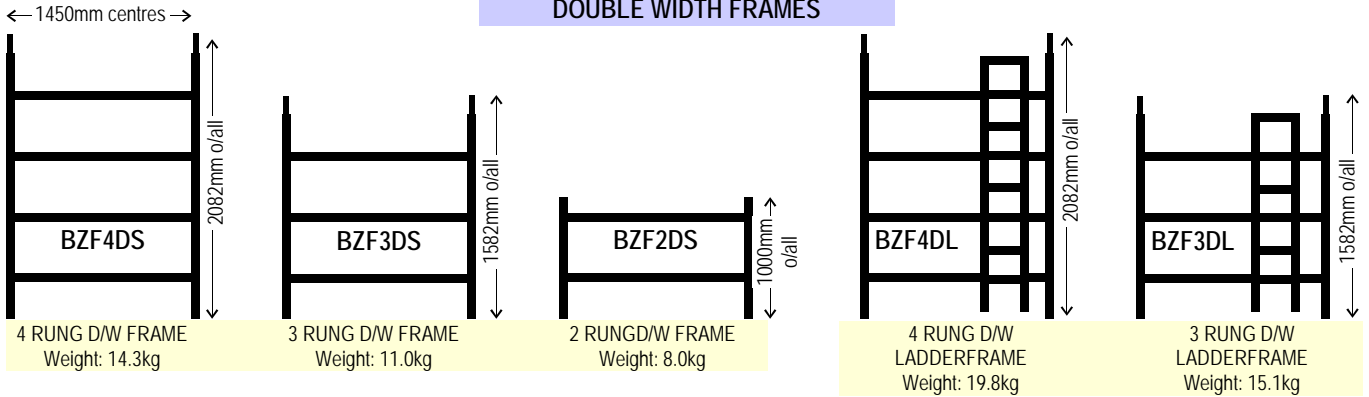
### **NON-OXIDISING**

Unlike aluminium, GRP does not oxidise and so keeps work surfaces clean and residue free. This is essential in food manufacture, food preparation areas and in application which are 'clean' or hygiene sensitive.

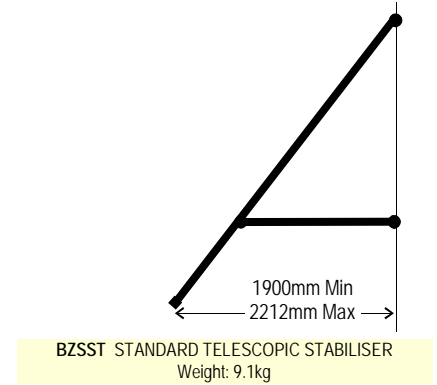
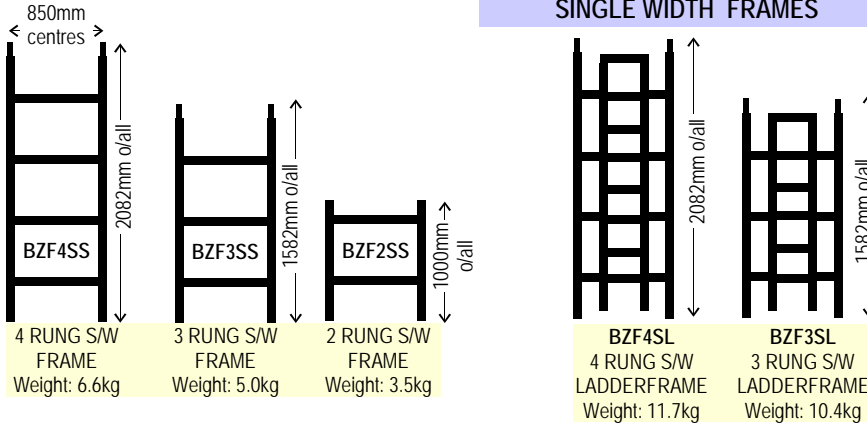


# BOSS ZONE 1 COMPONENTS

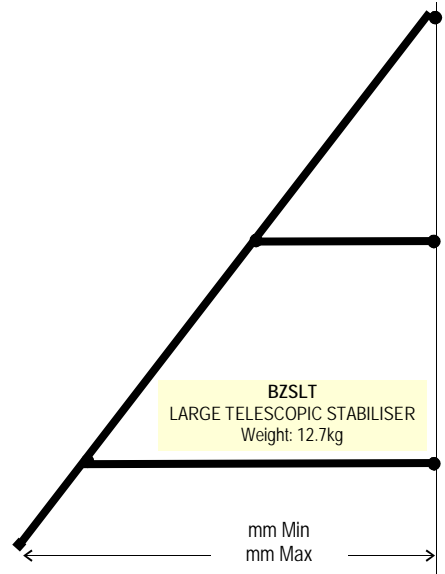
## DOUBLE WIDTH FRAMES



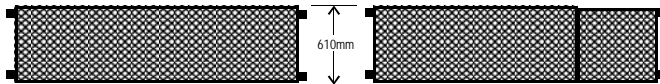
## SINGLE WIDTH FRAMES



## STABILISERS



## PLATFORMS



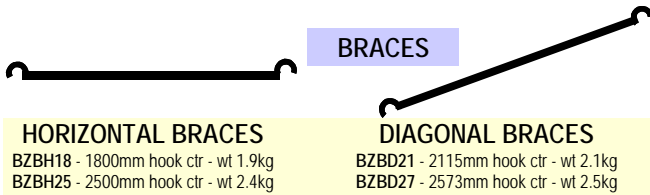
### FIXED PLATFORMS

BZPF18 - 1800mm hook ctr - wt 18.0kg  
BZPF25 - 2500mm hook ctr - wt 20.0kg

### TRAPDOOR PLATFORMS

BZPT18 - 1800mm hook ctr - wt 20.0kg  
BZPT25 - 2400mm hook ctr - wt 22.0kg

## BRACES



## CASTORS & LEGS



### CASTORS

BZC125 - 125mm / 5" diam - wt 3.0kg  
BZC150 - 150mm / 6" diam - wt 3.5kg  
BZC200 - 200mm / 8" diam - wt 5.0kg



### ADJUSTABLE LEG BZALS

Overall Length 600mm  
Adjustment 250mm  
Weight: 2.5kg

## TIMBER TOEBOARD ASSEMBLIES

BZTSD18 - 1800mm / 6ft x DW - wt 11.0kg  
BZTSD25 - 2500mm / 8ft x DW - wt 13.0kg

BZTSS18 - 1800mm / 6ft x SW - wt 9.0kg  
BZTSS25 - 2500mm / 8ft x SW - wt 11.0kg

# BOSS ZONE 1 GLASSFIBRE TOWERS

ZONE 1 DOUBLE WIDTH GLASSFIBRE TOWERS (1.45m wide) - COMPONENTS LIST														
Appx Working Height	4.20	4.70	5.20	5.70	6.20	6.70	7.20	7.70	8.20	8.70	9.20	9.70	10.20	m
Tower Height	3.50	4.00	4.50	5.00	5.50	6.00	6.50	7.00	7.50	8.00	8.50	9.00	9.50	m
<b>PLATFORM HEIGHT</b>	<b>2.20</b>	<b>2.70</b>	<b>3.20</b>	<b>3.70</b>	<b>4.20</b>	<b>4.70</b>	<b>5.20</b>	<b>5.70</b>	<b>6.20</b>	<b>6.70</b>	<b>7.20</b>	<b>7.70</b>	<b>8.20</b>	<b>m</b>
Top Platform on Rung	4	5	6	7	8	9	10	11	12	13	14	15	16	
Components included to comply with 3T Erection, Work at Height Regs 2005 and BS EN1004 (previously BS1139 Part 3 or HD1004)														
Castor	4	4	4	4	4	4	4	4	4	4	4	4	4	For Details Of greater heights please enquire.
Adjustable Leg	4	4	4	4	4	4	4	4	4	4	4	4	4	
2 Rung Span Frame	2	-	-	2	2	-	-	2	2	-	-	2	2	
3 Rung Span Frame	-	1	-	1	-	1	-	1	-	1	-	1	-	
3 Rung Ladderframe	-	1	-	1	-	1	-	1	-	1	-	1	-	
4 Rung Span Frame	1	1	2	1	2	2	3	2	3	3	4	3	4	
4 Rung Ladderframe	1	1	2	1	2	2	3	2	3	3	4	3	4	
Diagonal Brace	3	4	5	6	7	8	9	10	11	12	13	14	15	
Horizontal Brace	6	6	10	10	10	14	14	14	14	14	14	14	18	
Fixed Platform	1	1	1	1	1	1	1	1	1	1	1	1	1	
Trapdoor Platform	1	1	2	2	2	3	3	3	3	3	3	3	4	
Standard Stabiliser	-	4	4	4	4	4	4	4	4	-	-	-	-	
Large Stabiliser	-	-	-	-	-	-	-	-	-	4	4	4	4	
Toeboard Assembly	1	1	1	1	1	1	1	1	1	1	1	1	1	

ZONE 1 SINGLE WIDTH GLASSFIBRE TOWERS (0.85m wide) - COMPONENTS LIST														
Appx Working Height	4.20	4.70	5.20	5.70	6.20	6.70	7.20	7.70	8.20	8.70	9.20	9.70	10.20	m
Tower Height	3.50	4.00	4.50	5.00	5.50	6.00	6.50	7.00	7.50	8.00	8.50	9.00	9.50	m
<b>PLATFORM HEIGHT</b>	<b>2.20</b>	<b>2.70</b>	<b>3.20</b>	<b>3.70</b>	<b>4.20</b>	<b>4.70</b>	<b>5.20</b>	<b>5.70</b>	<b>6.20</b>	<b>6.70</b>	<b>7.20</b>	<b>7.70</b>	<b>8.20</b>	<b>m</b>
Top Platform on Rung	4	5	6	7	8	9	10	11	12	13	14	15	16	
Components included to comply with 3T Erection, Work at Height Regs 2005 and BS EN1004 (previously BS1139 Part 3 or HD1004)														
Castor	4	4	4	4	4	4	4	4	4	4	4	4	4	For details of greater heights please enquire..
Adjustable Leg	4	4	4	4	4	4	4	4	4	4	4	4	4	
2 Rung Span Frame	2	-	-	2	2	-	-	2	2	-	-	2	2	
3 Rung Span Frame	-	1	-	1	-	1	-	1	-	1	-	1	-	
3 Rung Ladderframe	-	1	-	1	-	1	-	1	-	1	-	1	-	
4 Rung Span Frame	1	1	2	1	2	2	3	2	3	3	4	3	4	
4 Rung Ladderframe	1	1	2	1	2	2	3	2	3	3	4	3	4	
Diagonal Brace	3	4	5	6	7	8	9	10	11	12	13	14	15	
Horizontal Brace	6	6	10	10	10	14	14	14	14	14	14	14	18	
Trapdoor Platform	1	1	2	2	2	3	3	3	3	3	3	3	4	
Standard Stabiliser	4	4	4	4	4	-	-	-	-	-	-	-	-	
Large Stabiliser	-	-	-	-	-	4	4	4	4	4	4	4	4	
Toeboard Assembly	1	1	1	1	1	1	1	1	1	1	1	1	1	

For full details of our entire range, visit us at our web site

[www.ladders999.co.uk](http://www.ladders999.co.uk)

Please order at our national sales office in Bristol



HEAD OFFICE (HIRE & SALE)  
UNIT 10 CHANCEL CLOSE  
EASTERN AVENUE

GLOUCESTER GL4 3SN  
FAX : 01452 308369

**TEL: 01452 520144**

NATIONAL SALES OFFICE -  
8A EAST PARK TRAD ESTATE  
GORDON ROAD FISHPONDS

BRISTOL BS5 7DR  
FAX : 0117 951 5682

**TEL: 0117 935 4664**

[www.ladders999.co.uk](http://www.ladders999.co.uk) [sales@lansfordaccess.co.uk](mailto:sales@lansfordaccess.co.uk)