

Industrial Alloy Access Ladders

Access Ladder
600mm wide
with standard
2" Shafting
Hooks &
optional Top
Loop Handrails
fitted BOTH
sides

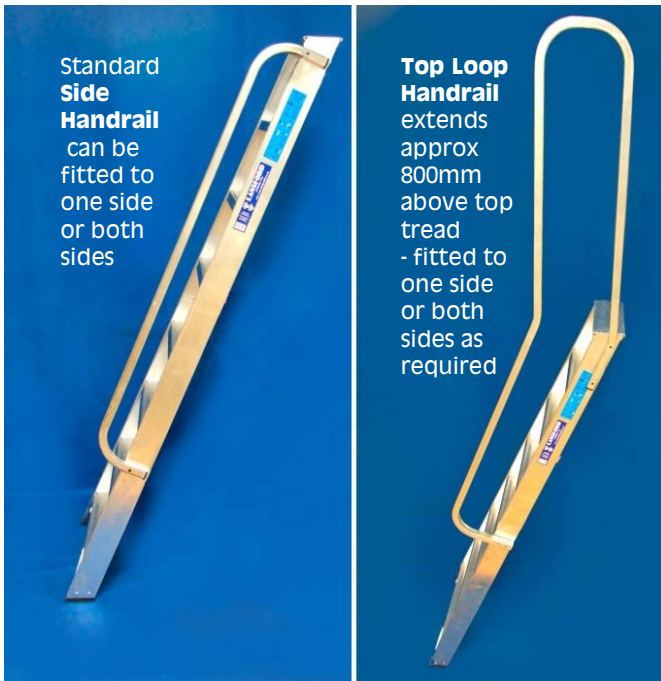


- ▶ Alloy ladders for regular access to mezzanine storage areas etc
- ▶ **Similar to Shelf Ladders but wider with overall ladder width 600mm** - can also be made to customer's dimensions.
- ▶ Robustly constructed from industrial duty aluminium for regular access to mezzanine floor storage areas etc.
- ▶ Note - these are ladders, not stairs, so descent is made facing inwards towards the ladder.
- ▶ Channel section side stiles fitted with 3" / 80mm deep non-slip treads at a standard rise of 250mm & set at 67° rake angle.
- ▶ Heights available as shown or to suit customer's dimensions.
- ▶ **Top Hooks** - Standard models fitted with shafting hooks at top for hooking over rails and rubber block feet at base.
- ▶ **Top & Bottom Brackets** - alternatively, as optional extra, can be fitted with alloy angle brackets top and bottom for permanent bolting to floor & wall.
- ▶ **Handrails** - not included with standard ladders but can be supplied both sides, or one side only or none. Two types available - Top Loop Handrails as illustrated (top loop approx 800mm high) or standard Side Handrails if preferred.

01452 520144
www.ladders999.co.uk




Industrial Alloy Access Ladders



Standard Side Handrail can be fitted to one side or both sides

Top Loop Handrail extends approx 800mm above top tread - fitted to one side or both sides as required



740mm

Access Ladder Support Rail (CSAXRAIL) screws to a vertical surface for secure location of shafting hooks.



Optional **Top & Bottom Fixing Brackets (CSAXTBFB)** instead of shafting hooks to allow permanent bolting to wall and floor.

Industrial Alloy ACCESS LADDERS 600mm wide				
Wider than Shelf Ladders and will accept Top Loop Handrails BOTH sides if required				
Code	Working Height *	No. Treads	Width excl hrls	Appx Weight
CSAL60W06	1.47m / 4' 9"	6	600mm	7.0kg
CSAL60W07	1.71m / 5' 7"	7	600mm	8.0kg
CSAL60W08	1.95m / 6' 5"	8	600mm	9.0kg
CSAL60W09	2.19m / 7' 2"	9	600mm	10.0kg
CSAL60W10	2.44m / 8' 0"	10	600mm	12.0kg
CSAL60W11	2.68m / 8' 10"	11	600mm	13.0kg
CSAL60W12	2.93m / 9' 7"	12	600mm	14.0kg
CSAL60W13	3.17m / 10' 5"	13	600mm	15.0kg
CSAL60W14	3.41m / 11' 2"	14	600mm	17.0kg
CSAXHRLT1	Top Loop Handrail fitted ONE side			
CSAXHRLT2	Top Loop Handrail fitted BOTH sides			
CSAXHRS1	Standard Side Handrail fitted ONE side			
CSAXHRS2	Standard Side Handrails fitted BOTH sides			
CSAXRAIL	Access Ladder Rail - 740mm wide			
CSAXTBFB	Top & Bottom fixing brackets			
* Working Height is vertical drop from your shelf to the floor - please measure this. Ladder will be longer.				
Other lengths and widths, plus many modifications can be made to your requirements as SPECIALS.				

Other modifications (details on request)....



Continuous Length Rail System & Double Depth Stiles & Treads for greater strength and deeper treads



For prices of these and full details of our huge range of ladders, steps, podium steps and scaffold towers, visit us at our web site

www.ladders999.co.uk




UNITS 2 & 10 CHANCEL CLOSE TRADING ESTATE
EASTERN AVENUE GLOUCESTER GL4 3SN

FAX : 01452 505580

TEL: 01452 520144

www.ladders999.co.uk sales@lansfordaccess.co.uk

Industrial Alloy Shelf Ladders



Standard 2" Shafting Hooks fitted at top to hook securely over horizontal rails



- ▶ Single section ladders with DEEP TREADS & shafting HOOKS at top.
- ▶ Very robust alloy shelf ladders designed for regular use in industrial premises.
- ▶ Specifically designed for access to storage shelving units etc in warehouses, store rooms or libraries. Also suitable for occasional access to mezzanine floors.
- ▶ Parallel side stiles 380mm (15") wide are fitted with ribbed non-slip alloy treads 80mm (3") deep.
- ▶ **Top Hooks** - fitted at top as standard with a pair of alloy shafting hooks 2" internal diameter for locating over a rail to prevent top movement.
- ▶ Optionally on request, smaller 1" diam hooks or a timber cross-rail can be fitted at the top to rest against shelving or walls.
- ▶ Rubber block feet fitted at base.
- ▶ **Side Handrails** supplied as an option if required - see more information overleaf.
- ▶ **Wider ladders** supplied as ACCESS LADDERS which are 600mm wide - overleaf....



2" Hooks

1" Hooks

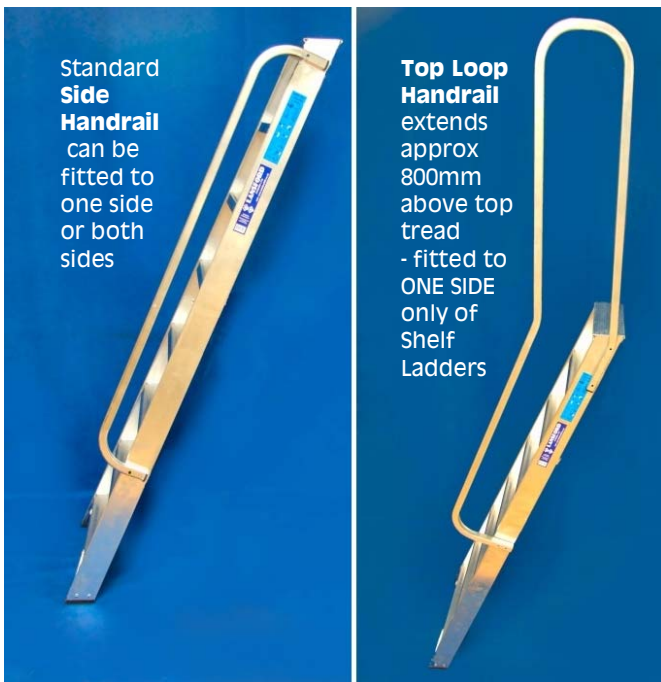
Timber Cross-Rail

fitted at top as standard with a pair of alloy shafting hooks 2" internal diameter for locating over a rail to prevent top movement. Optionally on request, smaller 1" diam hooks or a timber cross-rail can be fitted at the top to rest against shelving or walls -

01452 520144
www.ladders999.co.uk




Industrial Alloy Shelf Ladders



- ▶ Standard **Side Handrails** supplied as an option if required - for one or both sides (see photo and PDF).
- ▶ Taller **Top Loop Handrails** also available which include a side rail and extend appx 800mm above top tread for greater security when standing near top of ladder or stepping on/off to access mezzanine floors etc. Fitted to ONE SIDE ONLY - state at checkout which side is required - not recommended both sides as these ladders are too narrow (see our wider [Access Ladders](#) if both sides is required).
- ▶ All handrails are fitted then supplied loose with fixings for final bolting on site. One 10mm spanner needed.
- ▶ The addition of a Shelf Ladder **Support Rail** will provide a secure location point for maximum safety, ensuring the ladder cannot move when in use. A second Rail can also be used as a storage point for the ladder to hang from when not in use.
- ▶ These standard shelf ladders are just a part of our range - alternatives include sections of extension ladders with hooks at the top, rolling shelf ladders, etc. Please enquire.
- ▶ "**Working Height**" in table below is the vertical drop from your shelf to the floor. Please measure this. Ladder will be longer.

Industrial Alloy SHELF LADDERS 380mm wide				
Code	Working Height *	No. Treads	Width excl hrls	Appx Weight
CSX06	1.47m / 4' 9"	6	380mm	4.0kg
CSX07	1.71m / 5' 7"	7	380mm	4.5kg
CSX08	1.95m / 6' 5"	8	380mm	5.0kg
CSX09	2.19m / 7' 2"	9	380mm	5.9kg
CSX10	2.44m / 8' 0"	10	380mm	6.4kg
CSX11	2.68m / 8' 10"	11	380mm	7.3kg
CSX12	2.93m / 9' 7"	12	380mm	7.7kg
CSX13	3.17m / 10' 5"	13	380mm	8.6kg
CSX14	3.41m / 11' 2"	14	380mm	9.1kg
CHRLTL	Top Loop Handrail fitted ONE side only of CSX models			
CSXHRL	Side Handrail fitted ONE side of CSX models			
CSXHRL2	Side Handrails fitted BOTH sides of CSX models			
CSXRAIL	Shelf Ladder Support Rail c/w mounting brackets - suitable for all CSX models			

* **Working Height** is vertical drop from your shelf to the floor - please measure this. Ladder will be longer.



Shelf Ladder Support Rail (CSXRAIL) screws to a vertical surface for secure location of shafting hooks.

See our excellent website at
www.ladders999.co.uk

for details of our huge range
of ladders, steps, podium steps
and scaffold towers



UNITS 2 & 10 CHANCEL CLOSE TRADING ESTATE
EASTERN AVENUE **GLOUCESTER** GL4 3SN

FAX : 01452 505580

TEL: 01452 520144

www.ladders999.co.uk sales@lansfordaccess.co.uk

More Ladders, Steps, Stairs & Platforms for the Warehouse



Alloy Warehouse Steps



Steel Mobile Safety Steps



Adjustable Height Stairs



Industrial Alloy Stairs



Telescopic Towers Scaffolds



Loading & Unloading Decks



Manual Elevating Platforms



Forklift Cages

For prices of these and full details of our huge range of ladders, steps, podium steps and scaffold towers, visit us at our web site

www.ladders999.co.uk



UNITS 2 & 10 CHANCEL CLOSE TRADING ESTATE
EASTERN AVENUE **GLOUCESTER** GL4 3SN

FAX : 01452 505580

TEL: 01452 520144

www.ladders999.co.uk sales@lansfordaccess.co.uk

All prices, details and specifications are subject to change without notice and are those ruling at date of order. E&OE.