

SPECIAL "WEIGHT-ASSISTED" H DUTY LOFT LADDERS



^^ counterbalance weights are located inside the alloy tubes at the rear.

- » When standard loft ladders are not suitable these Weight-Assisted Heavy Duty Loft Ladders may be the solution to your problem.
- » All are specially made to your dimensions. Please enquire with your details for a firm quotation.
- » Weight-Assisted Loft Ladders are based on the ladder sections of our Industrial 890 range of commercial loft ladders but are modified to mount on vertical walls or horizontal floors - even if there is no trapdoor present.
- » Middle and lower sections are supported just by the counterbalance weights as used on sash windows - simply pull the sections down together with the operating pole supplied - fast, easy and safe. Bottom section is then supported by hand and lowered when side catch is released.
- » Can be wall mounted as opposite or floor mounted if more suitable for your location.
- » Can be designed for use with suspended ceilings.
- » Can be made to fit any floor-to-floor height up to about 5.0m.
- » Simple to fit - just screw or bolt into place - job done! No assembly is required.
- » Specially made to your dimensions.
- » Please enquire with your details for a firm quotation.

SPECIAL "WEIGHT-ASSISTED" H DUTY LOFT LADDERS



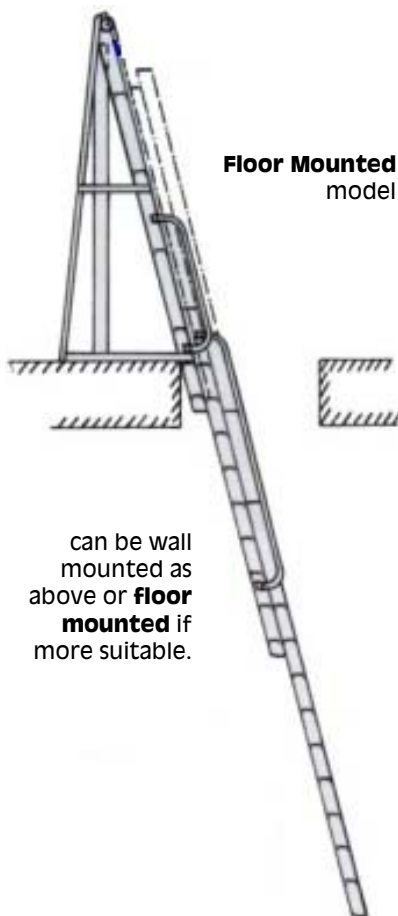
Weight-Assisted ladder here fitted in a 2.3m deep suspended ceiling shaft about 1.1m x 1.1m plan size, giving access to/ from a flat roof.

Overall height here from lower floor to roof level is a massive 4.6m



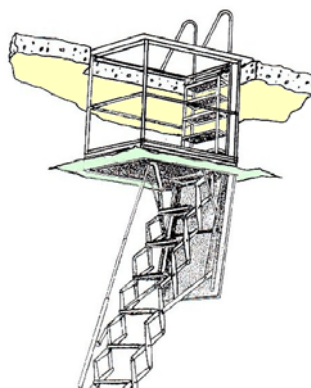
www.ladders999.co.uk

> > the same ladder at the base. Sturdy handrails are fitted to both upper sections.



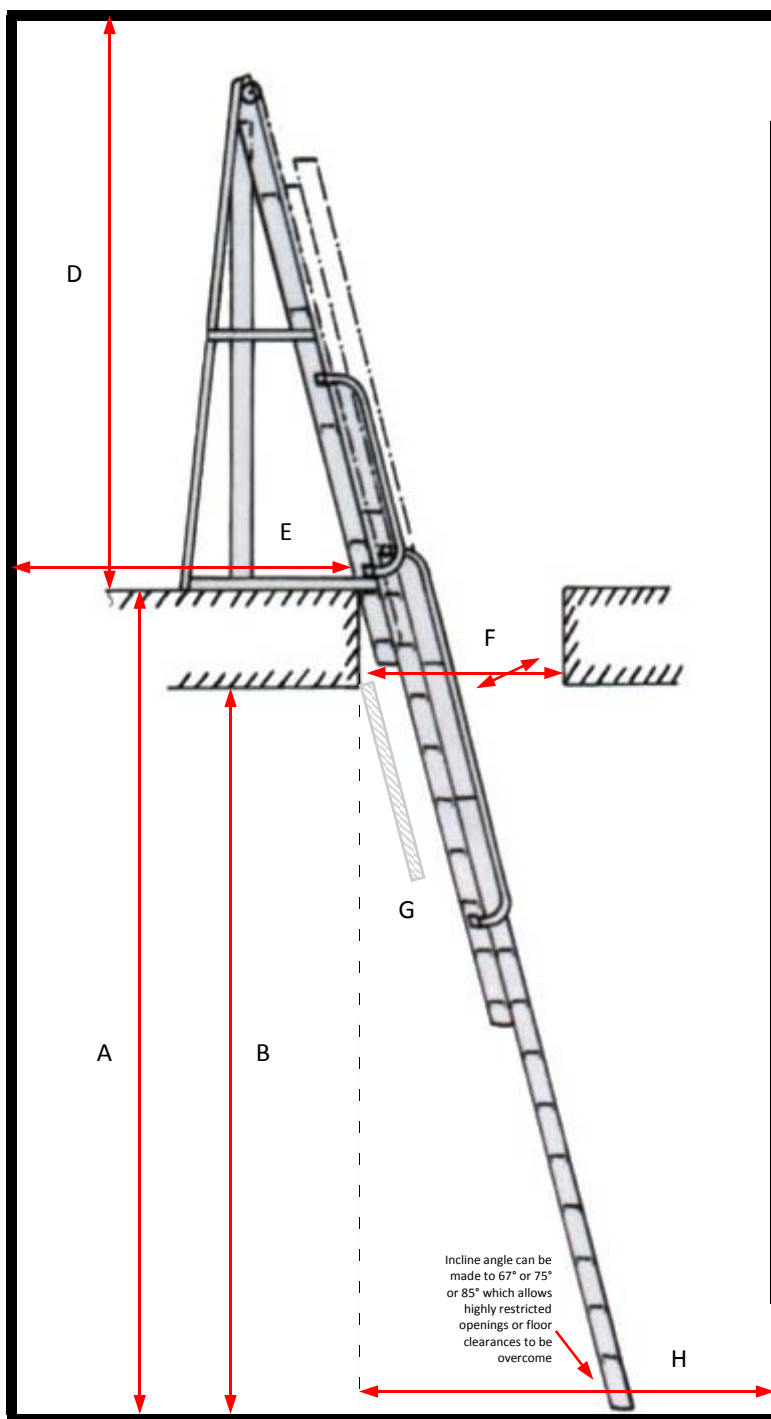
Floor Mounted model

can be wall mounted as above or **floor mounted** if more suitable.



If a Weight-Assisted cannot solve your problem we may have others which can.

SPECIAL "WEIGHT-ASSISTED" H DUTY LOFT LADDERS



For a quotation please advise these dimensions (mm):

FLOOR MOUNTED

A	Vertical height upper floor to lower floor	
B	Vertical height lower floor to ceiling	
C	A-B = floor thickness	
D	Vertical height upper floor to ceiling	
E	Horizontal clearance to nearest obstruction at floor level	
F	Clear length and width of aperture (if any) L x W	
G	Will hinged trapdoor will be fitted in aperture? (and vert height above it)	
H	Clear length at base to nearest wall or obstruction	
J	Notes of any obstructions above or below which might cause a problem :	

WALL MOUNTED - see diagram next page >>>

See our excellent website at
www.ladders999.co.uk

for our huge range
of ladders, steps, podium steps
platforms and scaffold towers



UNITS 2 & 10 CHANCEL CLOSE TRADING ESTATE
EASTERN AVENUE **GLOUCESTER** GL4 3SN

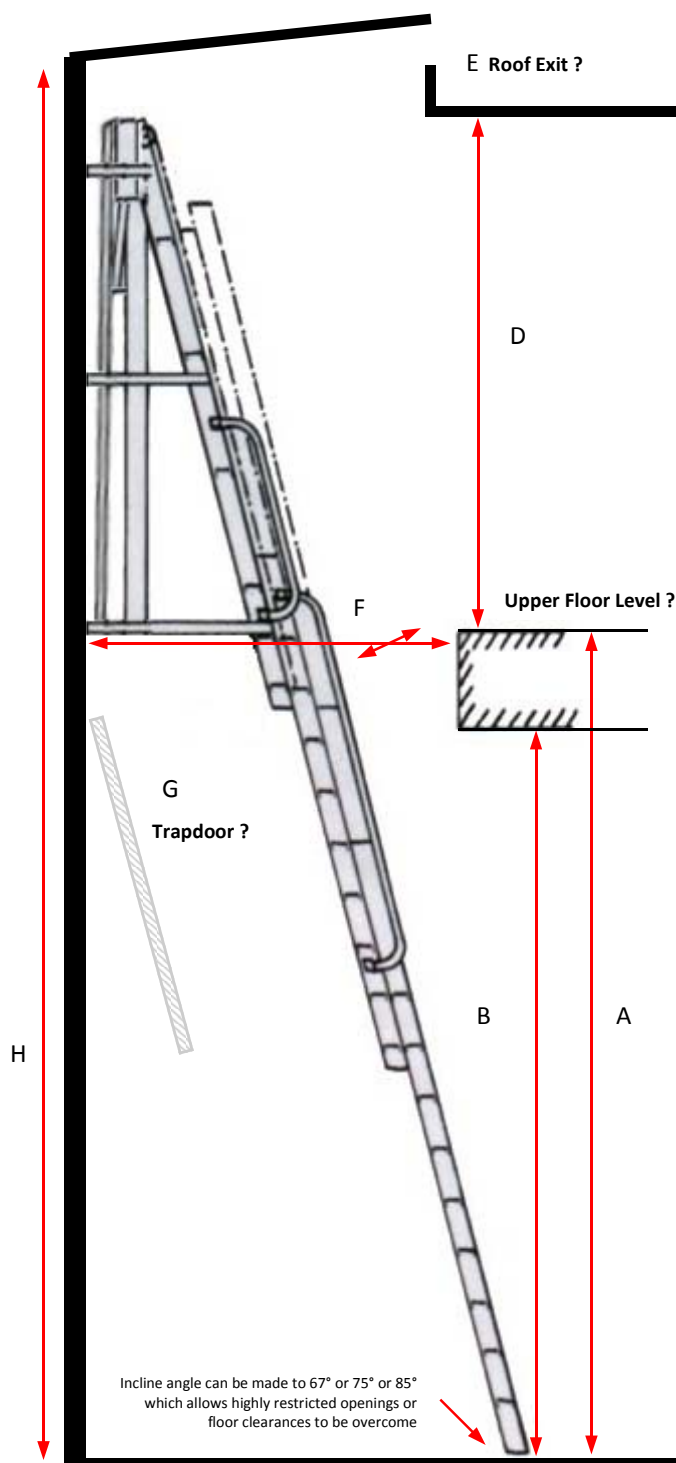
FAX : 01452 505580

TEL: 01452 520144

www.ladders999.co.uk sales@lansfordaccess.co.uk

All prices, details and specifications are subject to change without notice and are those ruling at date of order. E&OE.

SPECIAL "WEIGHT-ASSISTED" H DUTY LOFT LADDERS



For a quotation please advise these dimensions (mm):

WALL MOUNTED

A	Vertical height upper floor to lower floor	
B	Vertical height lower floor to ceiling	
C	A-B = floor thickness	
D	Vertical height upper floor to ceiling	
E	Roof Exit? Y/N	
F	Clear <u>length</u> and <u>width</u> of aperture (if any) L x W	
G	Will hinged trapdoor will be fitted in aperture ?	
H	If roof exit, vertical height lower floor to underside of hatch	
J	Notes of any obstructions above or below which might cause a problem, especially on the fixing wall. A rough sketch of your location always helps :	

FLOOR MOUNTED - see diagram previous page >>>

See our excellent website at
www.ladders999.co.uk

for our huge range
of ladders, steps, podium steps
platforms and scaffold towers



UNITS 2 & 10 CHANCEL CLOSE TRADING ESTATE
EASTERN AVENUE **GLOUCESTER** GL4 3SN
FAX : 01452 505580
TEL: 01452 520144

www.ladders999.co.uk sales@lansfordaccess.co.uk

All prices, details and specifications are subject to change without notice and are those ruling at date of order. E&OE.